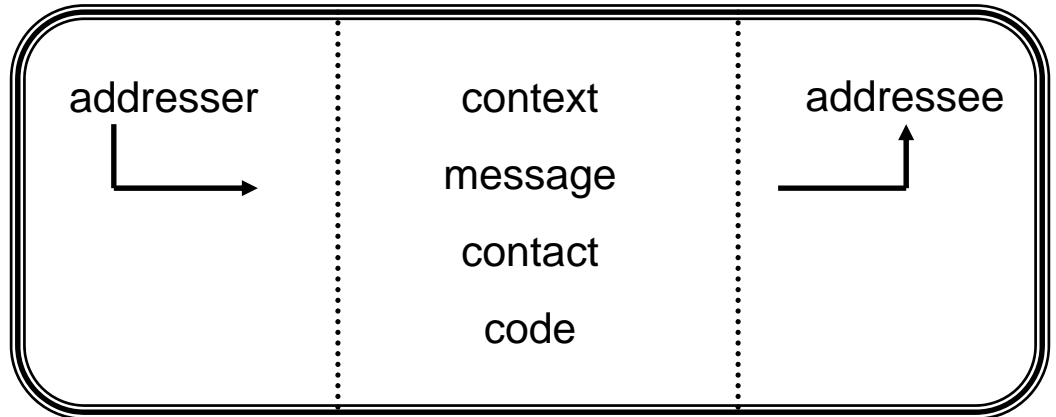


[ Don't worry about the meaning of the technical terms below – just make sure you follow the process ... ]

## EXAMPLE

## The Jakobson Model developed into a “personal module”

### JAKOBSON MODEL



### CONTENTS OF YOUR 'MODULE' MIGHT INCLUDE :

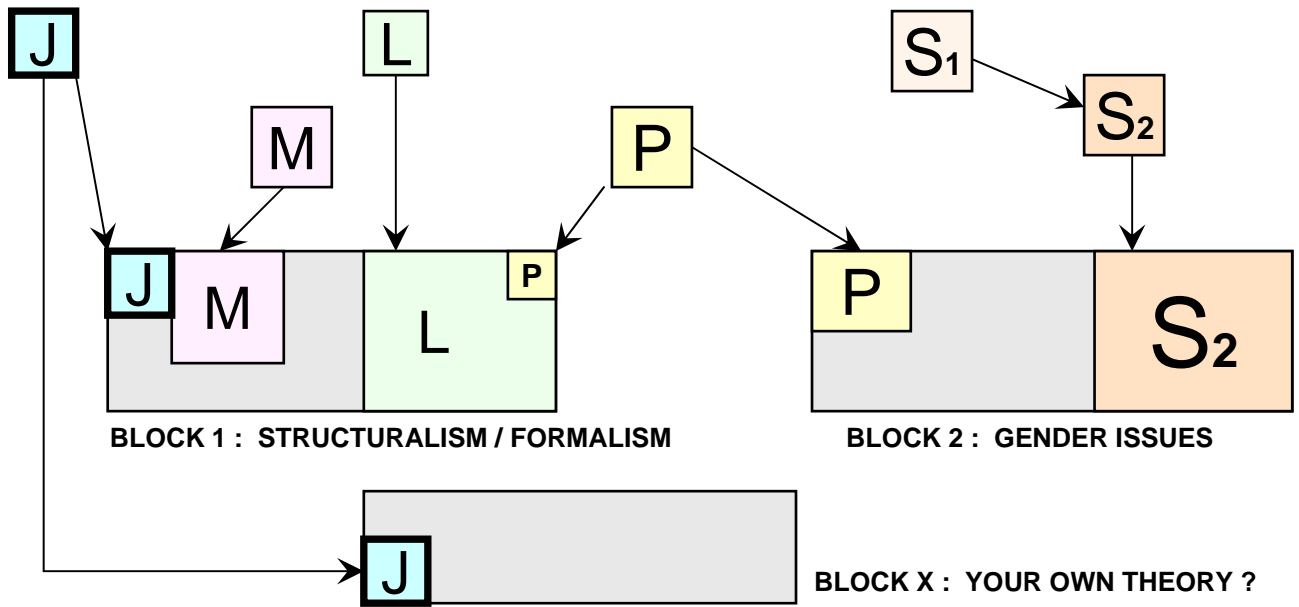
**B  
U  
I  
L  
D  
I  
N  
G  
  
U  
P  
  
T  
O**  
↓

- Life & works of Roman Jakobson
- Details of his model .... meaning of terms ... examples ... assumptions
- Family of larger concepts you want to relate it to :  
**SUPPORT & DISSENT** { e.g. synchronic vs diachronic ?  
structuralism + formalism ?
- Variation(s) on the model ( your own? )  
e.g. applied to creative process or criticism itself .... ?
- Analysis of stock texts using model + its variations

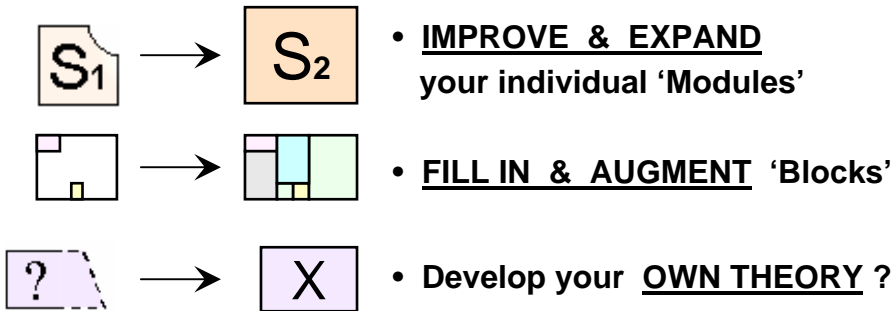
**Module 'J'**

etc ... further **LAYERS**

# From PERSONAL MODULES to 'BLOCKS'



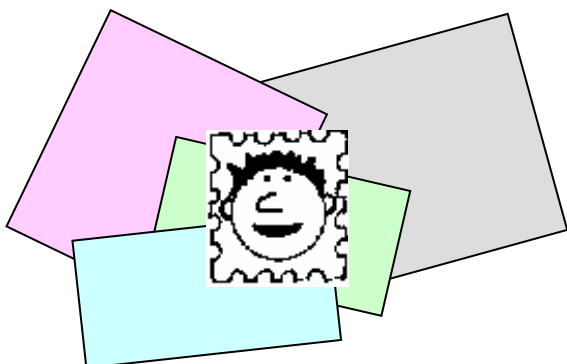
## Over Degree / Research Period :



## BONUSES

- Helps bring facts / ideas to mind ( especially under PRESSURE )
- Modules / Blocks can be used again & again!
- Build exam / viva responses from Modules / Blocks ( *play to your strengths* )
- Your revision / exam response will be automatically structured

But ... **BLOCKHEAD alert ...** → **Danger of reductionism !**



*Actually, ideas (Modules & Blocks) overlap & interfere ...*

*P.S. Leave your personal stamp on it !  
Your own research always impresses.*